



# PRODUCT GUIDELINES





**ASSEMBLY SCREWS**

**3**

**CONNECTING SCREWS**

**4**

**ULTRA GUARD EXTERIOR SCREWS**

**5**

**INSTALLATION SCREWS**

**5**

**POCKET HOLE SCREWS**

**7**

**DRAWER FRONT SCREWS**

**9**

**HARDWARE SCREWS**

**10**

**ACCESSORIES**

**13**



# ASSEMBLY SCREWS


## Flat Head Assembly Screws



The original Quickscrews design. The screw has a deep Coarse Thread for extra holding power and is heat treated for added strength. This screw is ideal for use in applications with pre-drilled pilot holes.



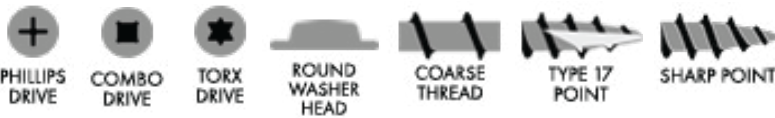
## Flat Head Assembly Screws, with Nibs & Type 17 Point



The Assembly Screw with a Type 17 Point and Nibs is the most popular style of Assembly Screw in the industry. The Type 17 point reduces splitting and eliminates the need for a pilot hole, while the Nibs allow the screw to self-countersink.



## Round Washer Head Assembly Screws



This screw can be used in any applications where the head does not need to be countersunk. The Round Washer Head pulls the material together much better than Flat Head Screws.



## Spiral Point Funnel Head Screws




The Funnel Head Screws are the newest addition to the Quickscrews line. The key feature of this screw is that the head stops once it sits flush. The finished hole is typically free of all chips and the material does not puff out. This screw works great in all varieties of woods but is ideal for melamine.





## Quickcutter™ Assembly Screws

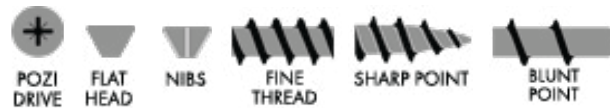


The Quickcutter has a Type 17 Point with an additional groove on the shaft which reduces splitting. The screw goes in faster using less torque and can be driven into extremely hard woods without a pilot hole.



## CONNECTING SCREWS

### Confirmat Screws - Fine Thread



The Confirmat Screw is typically used in Commercial Casework Construction of frameless cabinets. The panels are pre-drilled using either a CNC machine in high production shops, or a step drill bit for custom shops or any shop that does not own a CNC machine. The variety of screw styles cover pre-drilled holes with or without countersinks.



### Confirmat Screws - Coarse Thread



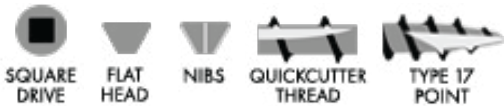
The same as above applies to the Coarse Thread Confirmat Screw. However, the Coarse Thread goes in faster and has increased holding power.





# ULTRA GUARD EXTERIOR SCREWS

## Square Drive, Flat Head with Nibs, Quickcutter™ Thread, Type 17 Point, with Ultra Guard Finish



The Ultra Guard Finish protects the screw against the Alkaline Copper Quaternary (ACQ) chemical treatment. This new chemical treatment, which replaced arsenic in pressure treated lumber, causes all standard coatings to rust very rapidly. This is not the case with our Ultra Guard Coating. Spec sheets are available.

The following customers are potential targets for this product line:

- Lumber yards
- Construction supply houses
- Fastener Companies
- Fence & Deck Companies
- Outdoor Furniture Manufacturer



# INSTALLATION SCREWS

## Combo Square/Phillips Drive, Round Washer Head, with Quickcutter™ Thread & Type 17 Point - Zinc & Painted Heads



**For installing hardwood into wood studs.** The Quickcutter Installation Screws are made with #10 gauge screw wire. The 1/2" head diameter offers a decorative finished look as well as a wider surface covering the back panel of the cabinet. The Patented Quickcutter Thread allows the screw to be driven into the stud without a pilot hole. The head colors are zinc, painted white, and sand.





## Phillips Drive, Round Washer Head, Hi-Lo Thread with Type 17 Point - Zinc & Painted Heads



QX<sup>2</sup> Multipurpose Installation Screws work on **thinner gauge metal studs as well wood studs**. The Self-Piercing Point allows for instant, quicker penetration, and stress-free driving. **Approved by the Woodwork Institute**. The screws are available in Zinc Plated with Zinc or White Painted Heads and Black Phosphate.



## Frame-to-Frame Installation Screws




This unique screw was designed to install face frame cabinets side by side. The installer should clamp the cabinets together, pre-drill a hole in the location where the hinge will cover, and run the screw through both frame pieces. The 50% threading of this screw helps to pull the wood together. The screw head gets covered by the hinge so nobody will ever know it is there.





## Self-Driving Installation Screws for Light or Medium Gauge Metal Studs - Phillips and Square Drive Round Washer Head & Phillips Truss Head and Flat Head



These screws have an actual drill bit molded into the tip of the screw and can be driven directly into metal studs without a pilot hole. Drill point penetrates **12-16g Steel Gauge Metal studs**.

Target companies:

- Commercial Cabinet companies that install into high rise and office buildings.
- Companies that use a metal tack strip for installation.



## Phillips Drive, Truss Head, Fine Thread Sheet Metal Screws (SMS) with Type 17 Point



The Sheet Metal Installation Screw can be used for installing cabinets into **wood studs or light gauge metal studs**.

Approved by the Woodwork Institute.



# POCKET HOLE SCREWS

## Pocket Hole Screws - Fine Thread




These Modified Pan Heads can be used in any manufacturer's pocket holes. Most fine thread users are making Face Frame Cabinets with hard woods.





### Pocket Hole Screws - Coarse Thread



The Coarse Thread Pocket Hole Screw gets great holding power in all woods. Many customers have found they work great in a wide range of materials. The screws drive fast and hold well resulting in the tightest joints possible. It is also available with an XL Type 17 Point.



### Pocket Hole Screws - Hi-Lo Thread



The Hi-Lo Thread Pocket Hole Screw works best in applications with Red Oak and other soft hardwoods. This screw is also great for Pocket Hole applications using melamine.




### Pocket Hole Screws - Quickcutter Thread



The Quickcutter Pocket Hole Screw was developed for the hardest woods, such as Hickory. The extra cut in the thread works like a metal tap and cuts a thread as well as provides relief for the wood dust, eliminating most splitting.



### Pocket Hole Screws - Round Washer Head



This Round Washer Head Pocket Screw is ideal for use with the Kreg tool line or any line using a similar drill bit. The wider coverage of the Round Washer Head holds strong and results in a tight joint. The Fine Thread #7 will work in the widest variety of applications. The Coarse Thread version is a # 8 screw body and works best in less dense materials, such as plywood and melamine, because it will not pull through.





## Pocket Hole Screws - Zinc & Yellow Zinc Finishes



The Zinc Plated and Yellow Zinc Plated finishes were created to counter the common complaints about Plain or “unfinished” screws, such as:

- Screws are oily, which ruins the finished product.
- Screws are dirty, which ruins the finished product.
- Screws have metal slivers, which cause pain to the user.
- Screws are difficult to identify between 1¼” and 1½” when they use both sizes.



## DRAWER FRONT SCREWS

### Drawer Front Adjusting Screws with & without Type 17 Point



The Drawer Front Adjusting Screws allow the installer to move the drawer front in case they do not line up properly.

To use:

- Drill 2 - 5/16”-3/8” hole in the drawer box.
- Line up drawer front to designated location.
- Place the appropriate length screw in the pre-drilled hole and drive the screw into the drawer front.
- Once cabinets are installed you can adjust to get all of your spacing lined up correctly.





# HARDWARE SCREWS

## Phillips Drive, Flat Hardware Screws - Standard Head



The Standard Hardware Screws were made to the smaller side of the head specification so the screws would fit deep and flush in the hinges and slides. The head spec on these screws is .248-.268.




## Phillips Drive, Flat Head Hardware Screws, with Type 17 Point



The Hardware Screws with a Type 17 Point are ideal for attaching into the edge of a face frame. The Type 17 Point will help reduce or eliminate all splitting.



## Phillips Drive, Flat Large Head (.275 Head Diameter), with & without Type 17 Point



The Hardware Screws with a Large Head were created for applications where our standard #6 head fell through the holes. Blum recommends this screw for their Tandem Blumotion Slide. These screws will fit in hinge plates and drawer slides manufactured with countersunk holes that are the higher end of the tolerance spectrum.



## #2 Square Drive, Flat Head Hardware Screws, with Type 17 Point



The standard size #6 screws are now available with a Square Drive.






### Combo Square/Phillips Drive, Round Washer Head with Type 17 Point



This screw was developed primarily for attaching compact hinges and other hardware to the edge of hardwoods. The Round Washer Head is popular for the Salice Hinge, but it can be used with the majority of brand name compact hinges. The Type 17 Point alleviates the need for a pilot hole in most applications.



### Square Drive, Pan & Truss Head Hardware Screws, with Type 17 Point



The Pan and Truss Screws with the Type 17 Point are perfect for compact hinges. The Square Drive drive is very popular because of the stick-fit.




### Phillips Drive, Truss Head Screws, with Type 17 Point



This screw is ideal for attaching compact hinges and other hardware to the edge of hardwoods. The Truss Head is popular for the Salice Hinge, but it can be used with the majority of brand name compact hinges. The Type 17 Point alleviates the need for a pilot hole in most applications.



### Phillips Drive, Pan Head Hardware Screws, with & without Type 17 Point



The full line of Pan Head Screws is available in Zinc Plated, Black Phosphate, and Nickel Plated finishes. These screws are used to install a variety of different components that do not require the head to countersink. Screws with the Type 17 Point were developed primarily to install compact hinges.





### Phillips Drive, Undercut Flat Head, with Type 17 Point



The Undercut Head was created when it was discovered that the underside of the head was causing the wood to split. This screw is popular for Euro Slides because it sits flush inside of the holes. These screws also have a Type 17 Point to reduce splitting on the frame edge. They are available in Zinc Plated, Bright Brass, and Antique Brass.



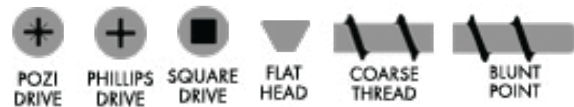
### Phillips Drive, Undercut Flat Head, with Reduced Head Diameter



This Undercut Head Screw with a reduced head diameter was brought in because some of the lowest quality drawer slides had holes that were too small for the standard #6 Head diameter. The standard heads would stick up and cause the wheels to click. This screw works anywhere you would use a #5 screw.



### Pozi Drive, Phillips Drive, & Square Drive Euro Screws



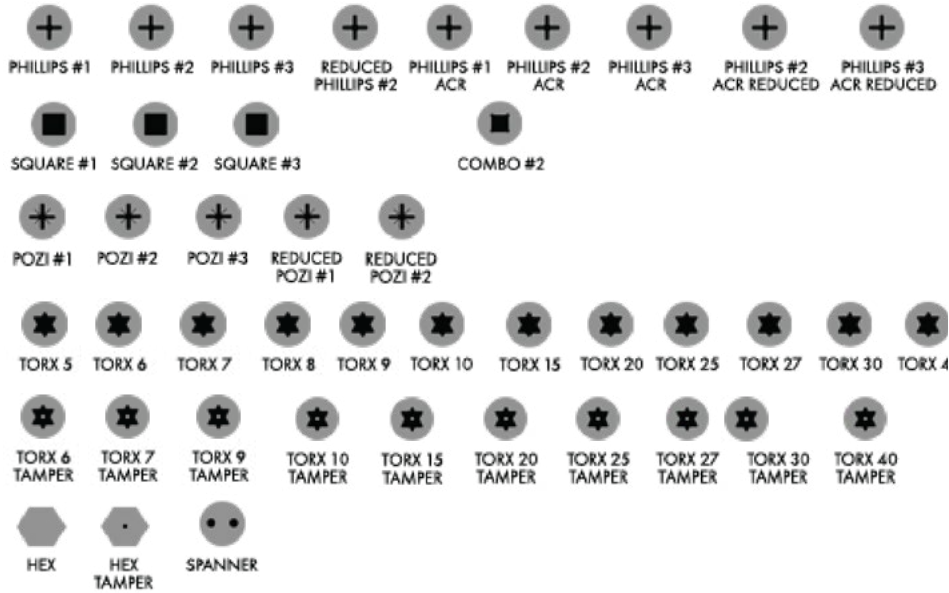
Euro screws are used primarily in frameless style cabinets. They are used to attach Euro Style Hinges as well as Euro Style Drawer Slides. The holes on the slide line up with a standard 32mm line boring pattern, making for an easy installation of the slides. Quickscrews carries one of the widest selections of the Euro Screw product line. They are available in Zinc Plated and Nickel Plated.





# ACCESSORIES

## Drive Bits



Our new line of Impact Drive Bits are made from V5 Alloy Steel and last 30-50% longer than standard drive bits. These bits are the strongest, toughest, and most resistant bits on the market today and were designed to take the pounding of impact drive tools. They are available in lengths from 1” to 6”.

## Ultra Magnetic Bit Holder

Our Ultra Magnetic Bit Holder combines the features of our Quick Release and Super Magnetic Bit Holders. The high-powered magnet holds screws so they won’t fall off while driving. The Quick Release feature locks bits in place.

